



## AVK COMBINATION AIR VALVE, PN 16

701/70

For wastewater, steel

010

AVK combination air valves are designed to combine large volume of air discharge/intake whilst filling/draining a pipeline with automatic discharge of air from the fluid. They feature an innovative design with a large air gap between liquid and sealing system. A spring between stem and float compensates for slight pressure changes and maintains the air gap ensuring reliable function even when used with aggressive liquids and liquids carrying solid particles.

### Product Description:

Combination air valve for wastewater treatment to max. 60°C (temporarily up to 90°C)

### Standards:

- Standard flange drilling to EN1092-2 (ISO 7005-2), PN 16

### Test/Approvals:

- Hydraulic test according to EN 1074-1 and 4 / EN 12266.
- Approved for wastewater

### Features:

- Orifice sizes: Automatic 12 mm<sup>2</sup>, kinetic 804 mm<sup>2</sup>
- The large air gap between liquid and sealing system ensures a reliable function even when used with aggressive liquids and liquids carrying solid particles
- The small orifice in the automatic valve releases small volumes of air when the line is under pressure
- The spring between the stem and upper float prevents unnecessary activation of the automatic function, as it compensates for slight pressure changes
- The float assembly of polycarbonate/acid-resistant stainless steel ensures high corrosion resistance.
- The conical body with funnel-shaped lower body allows maximum air volume within minimum valve length and prevents accumulation of deposits at the bottom
- The epoxy coated steel body features low weight
- Drainage and flushing from external clean water source is possible through the drain in the valve's side
- An exhaust tube can be mounted to the quick connector at opening at the top of the valve
- With connection flange or 2" BSP thread
- Working pressure range: 0.2 – 16 bar

### Accessories:

Gate valve, butterfly valve, combi-flange, flange adaptor, knife gate valve

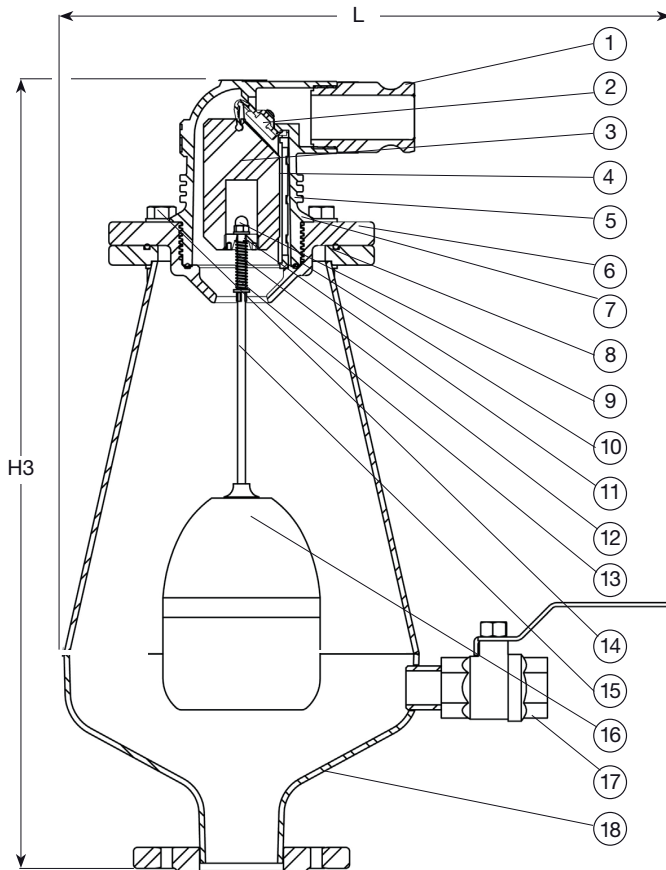


# AVK COMBINATION AIR VALVE, PN 16

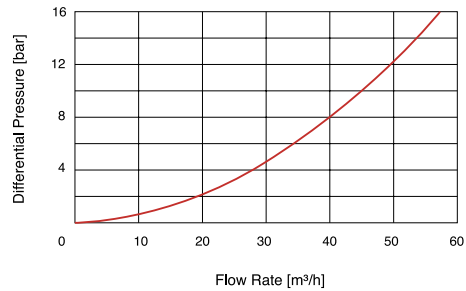
For wastewater, steel

701/70

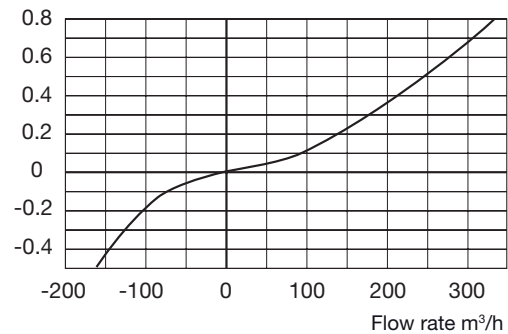
010



**AUTOMATIC AIR RELEASE FLOW RATE**



**Air and vacuum flow rate**



## Component List:

1. Drainage elbow	Polypropylene (1½" BSP-female)	2. Rolling seal assembly	Reinforced polyamide/ EPDM/stainless steel
3. Float	Polypropylene	4. Clamping stem	Reinforced polyamide
5. Body	Reinforced polyamide	6. Cover	Reinforced polyamide
7. O-ring	NBR rubber	8. O-ring	NBR rubber
9. Crown nut	Stainless steel	10. Base	Reinforced polyamide
11. Stopper	Polypropylene	12. Spring	Acid-resistant stainless steel AISI 316
13. Washer	Acid-resistant stainless steel AISI 316	14. Bolt and nut	Acid-resistant stainless steel AISI 316
15. Stem	Acid-resistant stainless steel AISI 316	16. Float assembly	Polycarbonate/ SS AISI 316
17. Drainage elbow	Stainless steel (1/4" BSP)	18. Body	Steel

Components may be substituted with equivalent or higher class materials without prior notification.

## Reference Nos. and Dimensions:

AVK ref. nos	DN mm	Flange drilling	Connection	L mm	H3 mm	Theoretic. weight kg
701-050-70-11003	50	PN16	50 MM FL	550	605	17
701-051-70-91003	50	N/A	2" BSP	550	644	16
701-080-70-11003	80	PN16	80 MM FL	550	605	18
701-100-70-11003	100	PN16	100 MM FL	550	605	19
701-150-70-11003	150	PN16	150 MM FL	550	610	21
701-200-70-01001 <sup>(1)</sup>	200	PN10	200 MM FL	422	610	24
701-200-70-11003	200	PN16	200 MM FL	550	610	24

<sup>(1)</sup> PN10

The designs, materials and specifications shown are subject to change without notice. This is due to the continuous development of our product programme.