



AVK AIR & VACUUM VALVE, PN 16

701/30

For water, ductile iron, DN 100 and 200-300

020



AVK air vacuum valves are designed to discharge air during the filling or charging of the system and to admit air into the system during system drainage, valve or pump shut-off or at water column separation. We also offer a range of air release valves and combination air valves combining the functions of an air release valve and an air vacuum valve.

Product Description:

Air & vacuum valve - Inlet flange for water and neutral liquids to max. 60°C (temporarily up to 90°C)

Standards:

- Designed according to EN 1074 - 4
- Standard flange drilling to EN1092-2 (ISO 7005-2), PN 16

Test/Approvals:


- Hydraulic test according to EN 1074-1 and 4 / EN 12266.
- Approved according to DIN-DVGW Certificate NW-6215BS5030

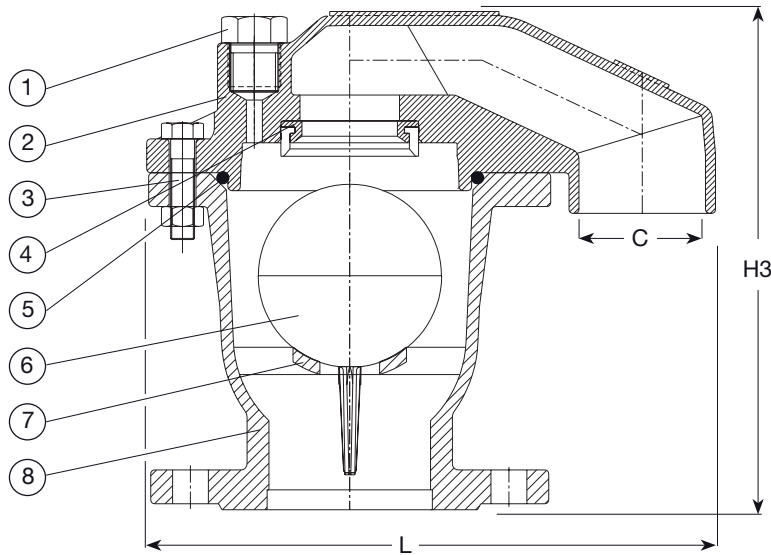
Features:

- Orifice sizes: DN 100: 3317 mm², DN 200: 17671 mm², DN 250: 31415 mm², DN 300: 49087 mm²
- Reliable operation reduces water hammer incidents
- Dynamic design allows for high velocity air discharge while preventing premature closure
- Special orifice seat design with a combination of bronze and EPDM rubber ensures long-term maintenance-free operation
- The discharge outlet enables removal of excess fluids (2" - 8")
- Body and cover of ductile iron with blue epoxy coating
- Float of polycarbonate
- With connection flange or BSP thread
- Working pressure range: 0.2 – 16 bar

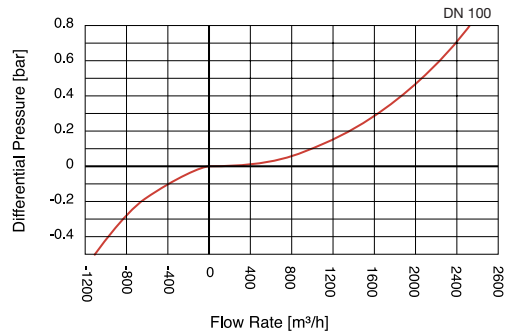
Accessories:

Gate valve, butterfly valve, combi-flange, flange adaptor

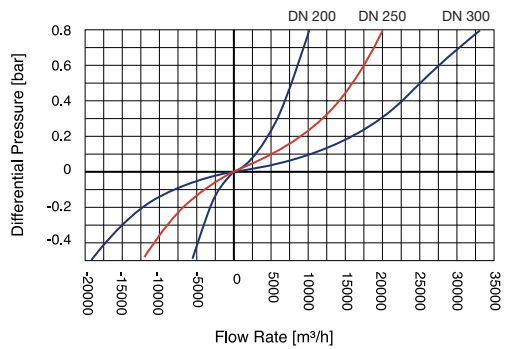




AIR & VACUUM FLOW RATE



AIR & VACUUM FLOW RATE



Component List:

1. Plug	Brass	2. Cover	Ductile iron
3. Bolt assembly	Steel zinc Cobalt plated	4. Nozzle seat	EPDM rubber on bronze
5. O-ring	NBR rubber	6. Float	Polycarbonate/stainless steel
7. Basket	Polypropylene	8. Body	Ductile iron

Components may be substituted with equivalent or higher class materials without prior notification.

Reference Nos. and Dimensions:

AVK ref. nos	DN mm	Product PN Class	L mm	H3 mm	C mm	Theoretic. weight kg
701-100-30-11003	100	PN16	342	285	63,5 MM	27
701-200-30-01003	200	PN16	553	530	90 MM	116
701-200-30-11003	200	PN16	553	530	90 MM	116
701-250-30-01003	250	PN10	463	642	124 MM	149
701-250-30-11003	250	PN16	463	642	124 MM	149
701-300-30-01003	300	PN10	586	789	124 MM	163
701-300-30-11003	300	PN16	586	789	124 MM	163